



Professional solutions for your water optimization

BRITA Professional Filter



IntelliBypass® technology

IntelliBypass technology, irrespective of water pressure or flow rate, ensures constant water quality.



The IntelliBypass® supports:



Consistently high water quality



The best taste by improving the development of the aromas of food and drinks



Machine protection and, as a result, a reduction in additional repair costs

BRITA Recycling Program

Environmental protection and recycling are part of the BRITA corporate philosophy. As early as 1992, we established a recycling programme for our filter cartridges - the first in our industry. Our plant in Taunusstein, Germany, processes cartridges from both the hospitality industry and private households.



Learn more about the BRITA Recycling program: brita.co.uk/recycling-professional

Contents

Products

PURITY C Quell ST	6
PURITY C Finest	8
PURITY C Steam	10
PURITY C1100 XtraSafe	12
PURITY C50 Fresh	14
PURITY C500 MinUp	16
PURITY C1000 AC	18
PURITY C iQ	20
PURITY Quell ST	22
PURITY Steam	24
PURITY 1200 Clean	26
PURITY 1200 Clean Extra	28
PROGUARD Coffee	30
AquaGusto	32
AquaAroma	34
AquaAroma Crema	36
Remote display	38
FlowMeter 10 – 100	40
FlowMeter 100 – 700	41

Bypass and capacity tables






PURITY C Quell ST	42
PURITY C Finest	50
PURITY C Steam	51
PURITY Quell ST	52
PURITY Finest	53
PURITY Steam	54
PURITY 1200 Clean	55
PURITY 1200 Clean Extra	56

Certifications

58

Only water of potable quality may be used as the supply for BRITA water filters.

An overview of our products

Product	PURITY C Quell ST	PURITY C Finest	PURITY C Steam	PURITY C XtraSafe	PURITY C50 Fresh	PURITY C500 MinUp	PURITY C 1000 AC
Sizes	C50 C150 C300 C500 C1100	C150 C300 C500 C1100	C500 C1100	C1100	C50	C500	C1000
Capacity/ operational life	960 – 11,500 l	1,100 – 6,000 l	4,675 – 7,907 l	Capacity varies by situation	15,000 l	30,000 l	10,000 l
Operating position	horizontal and vertical	vertical	horizontal and vertical	vertical	horizontal and vertical	vertical	horizontal and vertical
Application							
 Coffee	•	•		•	•	•	
 Vending	•	•		•	•		
 Combi steamers			•	•			
 Conven- tional ovens			•	•			
 Dish- washers							
 Cooler							•
Page	6	8	10	12	14	16	18

* only PURITY C iQ Quell ST

PURITY C iQ Quell ST / Finest	PURITY Quell ST	PURITY Steam	PURITY Clean	PURITY Clean Extra	PROGUARD Coffee	AquaGusto	AquaAroma / AquaAroma Crema
C150 C300 C500 C1100	450 600 1200	450 600 1200	1200	1200	50 300 500 1100	100 250	
Capacity varies by situation	4,217- 13,187 l	3,680- 10,800 l	12,000 l	5,000 l	Capacity varies by situation	100-250 l or 6 months	81-242 l / 80-220 l
horizontal* and vertical	horizontal and vertical	horizontal and vertical	horizontal and vertical	horizontal and vertical	vertical	horizontal and vertical	
.
.	.					.	.
		.					
		.					
			.	.			
20	22	24	26	28	30	32	34 / 36

PURITY C Quell ST

The ideal solution for all those who want to fulfill the highest quality expectations.

The PURITY C Quell ST, with five different filter sizes, stands for a reliable reduction in carbonate hardness and therefore in substances leading to limescale deposits. In addition, it reduces unwanted taste and aroma elements and particles, thereby ensuring optimum product quality and long operational life of the machine. At the same time, the PURITY C Quell ST filters stand out with their simple handling and fitting even in tight installation conditions.





PURITY C Quell ST	C50	C150	C300	C500	C1100
Technology	Decarbonisation				
Filter head PURITY C 0-70% with variable bypass					
Capacity ¹ with a carbonate hardness of 10 °dH Coffee/espresso/vending machines (bypass setting 40%)	960 l	2,408 l	4,000 l	6,800 l	11,500 l
Filter head PURITY C 30% with fixed bypass					
Capacity ¹ with a carbonate hardness of 10 °dH	831 l	2,086 l	3,464 l	5,889 l	9,960 l
Filter head PURITY C 0% with fixed bypass					
Capacity ¹ with a carbonate hardness of 10 °dH	600 l	1,505 l	2,500 l	4,250 l	7,188 l
Comparable capacity according to DIN 18879-1:2007: The comparable capacity is a standardised indicator to facilitate comparison of different filters. The comparable capacity is determined under extreme conditions. Normally the usable capacity in practical operation is clearly higher than the comparable capacity and may vary greatly depending on the usage conditions.					
Comparable capacity	435 l	1,278 l	2,066 l	4,125 l	8,670 l
Max. operating pressure	8.6 bar				
Water intake temperature	4 - 30 °C				
Flow rate with 1 bar pressure loss	160 l/h	145 l/h	140 l/h		150 l/h
Nominal flow	60 l/h			100 l/h	
Pressure loss at nominal flow	0.25 bar			0.5 bar	
Dimensions (W/D/H) with filter head	119/108/ 268 mm	117/104/ 419 mm	125/119/ 466 mm	144/144/ 557 mm	184/184/ 557 mm
Weight (dry/wet)	1.0/1.6 kg	1.8/2.8 kg	2.8/4.2 kg	4.6/6.9 kg	7.7/12.5 kg
Connections (input/output)	G 3/8" or John Guest 8 mm				
Operating position	horizontal and vertical				
Operation	use after inhouse softening units possible				

¹ The capacities given have been tested and calculated on the basis of normal application and machine conditions. Due to external influences (e.g. variations in raw water quality and/or machine type), deviations from these results can occur.

You can find further bypass and capacity information on pages 42 - 49.

PURITY C Finest

The ideal solution for those who want to offer their consumers a unique espresso experience.

PURITY C Finest optimised water, with its ideal mineral composition, releases the typical aromas from the ground coffee beans and supports the development of the authentic espresso taste. In addition, the water ensures a stable crema with a colour and consistency not previously achieved, making the espresso and coffee specialities a particular pleasure. At the same time, the PURITY C Finest filter stands out with its simple handling and fitting – even in tight installation conditions.





PURITY C Finest	C150	C300	C500	C1100
Technology	Softening			
Capacity ¹ with a total hardness of 10 °dH and 0% bypass ²	1,100 l	1,800 l	3,414 l	6,000 l
Max. operating pressure	8.6 bar			
Water intake temperature	4 – 30 °C			
Flow rate with 1 bar pressure loss	145 l/h	140 l/h	140 l/h	150 l/h
Nominal flow	60 l/h		100 l/h	
Pressure loss at nominal flow	0.25 bar		0.5 bar	
Dimensions (W/D/H) Filter head with filter cartridge	117/104/419 mm	125/119/466 mm	144/144/557 mm	184/184/557 mm
Weight (dry/wet)	1.8/2.8 kg	2.8/4.2 kg	4.6/6.9 kg	7.7/12.5 kg
Connections (input/output)	G3/8" or John Guest 8mm			
Operating position	vertical			

¹ The capacities given have been tested and calculated on the basis of normal application and machine conditions. Due to external influences (e.g. variations in raw water quality and/or machine type), deviations from these results can occur.

² PURITY C Finest cartridges must be operated with a bypass setting of 0%.

You can find further bypass and capacity information on page 50.



PURITY C Steam

Proven technology re-invented for small to mid-sized steamers and conventional baking ovens.

The PURITY C Steam filter cartridges, specially developed for small to medium-sized combi steamers and ovens, reduce carbonate hardness in drinking water and, as a result, prevent limescale formation in equipment. In addition, the filter medium retains metal ions such as lead or copper and reduces substances, for example chlorine, that can negatively affect taste and aroma.





PURITY C Steam	C500	C1100
Technology	Decarbonisation	
Capacity ¹ combi steamers/ovens (at a carbonate hardness of 10 °dH and a bypass setting of 1)	4,675l	7,907l
Bypass setting	Position 0: All devices in areas with an extremely high water hardness level (CH ≥ 22 °dH) Position 1: Combi ovens and conventional ovens with direct injection system Position 2: Combi ovens and conventional ovens with boiler system Position 3: All devices in soft water areas (CH ≤ 7 °dH)	
Operating pressure	2 bar to max. 8.6 bar	
Water intake temperature	4 - 30 °C	
Flow with 1 bar pressure loss	300l/h	
Nominal flow	100l/h	
Pressure loss at nominal flow	0.1bar	0.2bar
Dimensions (W/D/H) with filter head	144/144/557 mm	184/184/557 mm
Weight (dry/wet)	4.6/6.9 kg	7.7/12.5 kg
Water inlet and outlet connections	G 3/8"	
Operating position	horizontal and vertical	
Operation	use after inhouse softening units possible	

¹ The capacities given have been tested and calculated on the basis of normal application and machine conditions. Due to external influences (e.g. variations in raw water quality and/or machine type), deviations from these results can occur.

You can find further bypass and capacity information on page 51.



PURITY C1100 XtraSafe

A dual defence against corrosive water for steaming and coffee-making equipment.

Water high in salts and gypsum can damage valuable steaming and coffee-making equipment, and increase maintenance effort. PURITY C1100 XtraSafe delivers targeted protection against chlorides, sulphates and gypsum found in mains water in certain regions. It employs an effective five-step filtration process, including dual ion exchangers, to reliably improve your water.





PURITY C XtraSafe	C1100
Technology	Total demineralisation
Capacity ¹	User-specific capacity calculation via BRITA Professional Filter Service App
Operating pressure	2 bar – max. 8.6 bar
Water intake temperature	4–30 °C
Water inlet and outlet connections	G3/8" or John Guest 8 mm
Flow rate with 1 bar pressure loss	300 l/h
Nominal flow	100 l/h
Pressure loss at nominal flow	0.2 bar
Weight (dry/wet)	7.7/12.5 kg
Dimensions (W/D/H) of filter system	184/184/557 mm
Dimensions (W/D/H) of filter cartridge	184/184/548 mm
Operating position	vertical
Cartridges and filter heads	Order number
PURITY C1100 XtraSafe	1043056 (Pack 1)
Filter head O-70 % G3/8"	1013637 (Pack 1)
Filter head O-70 % JG 8"	1013636 (Pack 1)
Filter head PURITY C Steam G3/8"	1023325 (Pack 1)
Accessories	Order number
BRITA FlowMeter 10–100	1033041 (Pack 1)
Total and temporary hardness test kit	710403
Conductivity meter case	1034799

Corresponding hoses and hose sets from our comprehensive FlexConnect range as well as other accessories can be found in our price list.

¹ The capacities given have been tested and calculated on the basis of normal application and machine conditions. Due to external influences (e.g. variations in mains water quality and/or machine type), deviations from these results can occur.

User-specific capacity calculation and bypass recommendation via BRITA Professional Filter Service App.

PURITY C50 Fresh

Along with the optimised quality of the water, the machine is also protected and a large proportion of the negative influences caused by the properties of the water can be eliminated.

The PURITY C50 Fresh was specifically developed for soft water areas with high particle densities. The activated carbon mixture reliably retains these particles from the machine and end product - thus ensuring a clear, fresh taste.





PURITY C50 Fresh	C50
Technology	Activated carbon filtration
Capacity ¹	15,000 l
Max. operating pressure	8.6 bar
Water intake temperature	4 - 30 °C
Flow rate with 1 bar pressure loss	160 l/h
Nominal flow	60 l/h
Pressure loss at nominal flow	0.25 bar
Empty filter cartridge volume	1 l
Dimensions (W/D/H) with filter head	119/108/268 mm
Weight (dry/wet)	0.8/1.7 kg
Connections (input/output)	G 3/8" or John Guest 8 mm
Operating position	horizontal and vertical

¹ The capacities given have been tested and calculated on the basis of normal application and machine conditions. Due to external influences (e.g. variations in raw water quality and/or machine type), deviations from these results can occur.



PURITY C500 MinUp

Innovative mineralisation for regions with very soft water.

PURITY C500 MinUp is a cartridge specially designed for regions with very soft water (carbonate hardness (CH) $\leq 3^{\circ}\text{dH}$). It is combined with the PURITY C Quell ST pre-filter - which ensures the reliable release of minerals from the cartridge. This creates a solution that delivers continuous mineralisation of water by dissolving calcium to achieve the desired carbonate hardness. The result is consistently delicious coffee with a fully developed aroma.





PURITY C500 MinUp

Technology	Mineralisation
Bypass setting	0 %
Capacity ¹	30,000 l
Operating pressure	2 bar - 8.6 bar
Water intake temperature	4 - 30 °C
Nominal flow	20 l/h
Pressure loss at nominal flow	0.1 bar
Dimensions (W/D/H) with filter head	144/144/557 mm
Weight (dry/wet)	7.6/10.1 kg
Water inlet and outlet connections	G3/8" or John Guest 8mm
Operating position	vertical only

¹ The values for capacity have been tested and calculated on the basis of normal use and operating conditions, and water with a carbonate hardness of 3°dH. Due to external influences (e.g. variations in machine type), actual results may deviate.



PURITY C1000 AC

The optimum filter medium for water dispensers.

The PURITY C1000 AC, with the fine pores in its activated carbon block, filters unwanted taste and aroma elements from the water; in particular, small particles down to 0.5 μm in accordance with NSF standard 42, as well as any contamination caused by the installation.





PURITY C1000 AC	C1000
Technology	Activated carbon filtration
Capacity ¹	10,000 l
Max. operating pressure	8.6 bar
Water intake temperature	4 - 30 °C
Operating flow range and associated pressure loss	30 - 180 l/h 0.2 - 1.4 bar
Flow at 1 bar pressure loss	140 l/h
Chlorine reduction	DIN EN 14898 Class 1 (> 90 %)
Chlorine reduction	NSF 42 (50 %)
Particle retention	NSF 42 Class I (0,5 µm)
Dimensions (W/D/H) with filter head	109/93/238 mm
Weight (dry/wet)	0.5/1.0 kg
Connections (input/output)	G 3/8" or John Guest 8 mm
Operating position	horizontal and vertical

¹ The capacities given have been tested and calculated on the basis of normal application and machine conditions. Due to external influences (e.g. variations in raw water quality and/or machine type), deviations from these results can occur.



PURITY C iQ Quell ST / Finest

Intelligent, cloud-based filter system for greater machine protection, consistent water quality and more efficient cartridge service.

PURITY C iQ provides reliable machine protection by minimising the risk of incorrect installations. Plug-and-play technology makes installation easier than ever before. PURITY C iQ easily solves the challenge of fluctuating raw water quality. The intelligent system measures the raw water using sensor technology and automatically sets the bypass for the cartridge.* Its sophisticated algorithms detect changes in the water and automatically adapts the bypass settings to the set carbonate hardness even when in ongoing operation.* This ensures consistent and optimal beverage quality throughout the life of the filter. Using the BRITA iQ Portal, you can get an overview of all installed and registered iQ filters - in all locations. As a result, PURITY C iQ makes it possible to achieve a new level of efficiency in scheduling service visits and filter replacements based on requirements.





PURITY C iQ Quell ST / Finest

Dimensions	121 x 98 x 105 mm
Installation position	horizontal* and vertical
Flow range	0,1 - 2 l/min
Operating pressure	2 - 8,6 bar
Loss of pressure	0,1 - 1,1 bar
Drinking water input temperature	4 - 30 °C
Ambient temperature	4 - 40 °C
Storage/transport temperature	-20 - 50 °C
Filter head protection class	IPX4
USB cable length	Max. 2 m
Input connector	G 3/8"
Output connector	G 3/8"
Rated current	5 VDC/500 mA (USB 2.0 compliant)
Mains adapter	100-240 V, 50/60 Hz, 0,3 A, max. Output 5 W (5 VDC/1A)

For filtration capacities please refer to the capacity tables for BRITA PURITY C cartridges

* only PURITY C iQ Quell ST

PURITY Quell ST

The ideal solution for those who want to fulfil the highest quality expectations.

The PURITY Quell ST uses three different filter sizes to provide a reliable reduction in carbonate hardness and therefore in substances forming limescale, as well as unwanted taste and aroma elements and particles. As a result, it ensures optimum product quality and the long operational life of machines. The filters in the PURITY Quell ST series are consistently the right decision if high flow rates are required.





PURITY Quell ST	450	600	1200
Technology	Decarbonisation		
Capacity ¹ with a carbonate hardness of 10 °dH Coffee/espresso/vending machines (bypass setting 40%)	4,217 l	7,207 l	13,187 l
Comparable capacity according to DIN 18879-1:2007: The comparable capacity is a standardised indicator to facilitate comparison of different filters. The comparable capacity is determined under extreme conditions. Normally the usable capacity in practical operation is clearly higher than the comparable capacity and may vary greatly depending on the usage conditions.			
Comparable capacity	2,240 l	4,420 l	7,253 l
Max. operating pressure	6.9 bar		
Water intake temperature	4 - 30 °C		
Flow rate with 1 bar pressure loss	350 l/h		
Nominal flow	60 l/h	120 l/h	
Pressure loss at nominal flow	0.12 bar	0.36 bar	0.32 bar
Dimensions (height/width)	408/249 mm	520/249 mm	550/288 mm
Weight (dry/wet)	10/12 kg	12/15 kg	18/24 kg
Connections (input/output)	G 1" G 3/4"		
Operating position	horizontal and vertical		
Operation	use after inhouse softening units possible		

¹ The capacities given have been tested and calculated on the basis of normal application and machine conditions. Due to external influences (e.g. variations in raw water quality and/or machine type), deviations from these results can occur.

You can find further bypass and capacity information on page 52.

PURITY Steam

The ideal solution for preparing unique dishes in machines that work smoothly and provide the highest performance over a long period. Benefit from the bypass setting specifically adapted for different steamers ensuring improved flow performance.

The PURITY Steam with its filter media specifically tailored to the requirements of steam cooking and baking, removes ions that cause limescale from the water as well as chlorine and particles. The result is a partial demineralised water of the highest quality. The machines are protected even longer against limescale deposits.





PURITY Steam	450	600	1200
Technology	Decarbonisation		
Capacity ¹ with a carbonate hardness of 10 °dH (bypass position 1)	3,680 l	5,771 l	10,800 l
Comparable capacity	2,754 l	4,734 l	9,521 l
Bypass setting	Position 0: All devices in areas with an extremely high water hardness level (CH ≥ 22 °dH) Position 1: Combi ovens and conventional ovens with direct injection system Position 2: Combi ovens and conventional ovens with boiler system Position 3: All devices in soft water areas (CH ≤ 7 °dH)		
Max. operating pressure	6.9 bar		
Water intake temperature	4 - 30 °C		
Flow rate with 1 bar pressure loss	500 l/h		
Nominal flow	120 l/h		
Pressure loss at nominal flow	0.36 bar		
Dimensions (height/width)	408/249 mm	520/249 mm	550/288 mm
Weight (dry/wet)	10/12 kg	12/15 kg	18/24 kg
Connections (input/output)	G 1" G 3/4"		
Operating position	horizontal and vertical		
Operation	use after inhouse softening units possible		

¹ The capacities given have been tested and calculated on the basis of normal application and machine conditions. Due to external influences (e.g. variations in raw water quality and/or machine type), deviations from these results can occur.

You can find further bypass and capacity information on page 54.

PURITY 1200 Clean

The ideal solution for professional washing of cutlery, glass and crockery directly at the bar. For feed water with high carbonate hardness and harmless additional mineral content.

The PURITY 1200 Clean removes the ions that cause limescale and particles from the feed water in a targeted way. The result is partially demineralised water for ideal washing results.





PURITY Clean	1200
Technology	Partial demineralisation
Capacity ¹ with a carbonate hardness of 10 °dH (bypass setting 0%)	12,000 l
Max. operating pressure	6 bar
Water intake temperature	4 - 60 °C
Flow rate with 1 bar pressure loss	850 l/h
Nominal flow	300 l/h
Pressure loss at nominal flow	0.45 bar
Dimensions (height/width)	550/288 mm
Weight (dry/wet)	18/24 kg
Connections (input/output)	G 1" G 3/4"
Operating position	horizontal and vertical

¹ The capacities given have been tested and calculated on the basis of normal application and machine conditions. Due to external influences (e.g. variations in raw water quality and/or machine type), deviations from these results can occur.

You can find further bypass and capacity information on page 55.



PURITY 1200 Clean Extra

The ideal solution for the professional washing of high-quality cutlery, superior glasses and fine crockery directly at the bar. For raw water with high carbonate hardness and a high level of additional mineral content.

The PURITY 1200 Clean Extra removes particles and ions that cause limescale, marks and streaks from the water in a targeted way. The result is total demineralised water for first-class washing results.





PURITY Clean Extra	1200
Technology	Total demineralisation
Capacity ¹ with a total hardness of 10 °dH (bypass setting 0%)	5,000 l
Max. operating pressure	6 bar
Water intake temperature	4 - 60 °C
Flow rate with 1 bar pressure loss	850 l/h
Nominal flow	300 l/h
Pressure loss at nominal flow	0.45 bar
Dimensions (height/width)	550/288 mm
Weight (dry/wet)	18/24 kg
Connections (input/output)	G 1" G 3/4"
Operating position	horizontal and vertical

¹ The capacities given have been tested and calculated on the basis of normal application and machine conditions. Due to external influences (e.g. variations in raw water quality and/or machine type), deviations from these results can occur.

You can find further bypass and capacity information on page 56.

PROGUARD Coffee

BRITA PROGUARD Coffee is a patented multi-cartridge filtration system designed to ensure delicious coffee, even in regions with challenging water compositions.

At its heart is a reverse osmosis (RO) membrane, which provides robust protection against corrosion by effectively removing substances such as chlorides and sulphates.

In addition, pre-filtration, adjustable mineralisation, and post-filtration technologies provide the right water composition for reliably excellent taste. The BRITA TasteSystem offers a choice of up to three mineralisation levels, allowing you to tailor water to your specific needs and preferences.





BRITA PROGUARD Coffee system

Technology	Reverse osmosis, mineralisation
Capacity	Capacity varies by situation. Corresponding BRITA Professional Filter Service App helps to determine the right pre-filter and settings, and calculates the lifetime of cartridges.
Max. operating pressure	3 - 8.6 bar Below 3 bar, the installation of an electric booster pump is required.
Water intake temperature	4 - 30 °C
Dimensions (width/depth/height)	370/560/620 mm
Weight (dry/wet)	25 kg BRITA PROGUARD Coffee, without cartridges, empty tank / 45 kg BRITA PROGUARD Coffee (wet), with wet cartridges, fully filled tank
Minimum filtrate supply/h	10 l/h at 3 bar mains pressure
Storage tank volume	-6 litres
Water conversion factor	45 %
Connections (inlet/outlet)	Inlet: G3/4" / Outlet: G3/8"
Operating position	vertical



BRITA Professional Filter Service App

The Filter Service App is your ideal assistant. This unique, comprehensive tool helps determine the right type and size of filter for your precise needs. It provides detailed installation guidance for service engineers, calculates when cartridges will need replacing - and has a wealth of other, innovative capabilities.

Download for free on



Or visit <https://professional.brita.net/app>

AquaGusto

A practical filter solution for coffee and espresso machines with water tank.

Whether in HoReCa or in the office, the BRITA AquaGusto water tank filter will enhance the flavour, aroma and appearance of coffee. And, of course, that also applies to espresso and cappuccino. The filter can be used in almost any coffee machine and reduces limescale deposits. It is impressively simple and quick to operate, and users also benefit from the added filter exchange signal.





AquaGusto	100	250
Technology	Decarbonisation	
Dimensions (width/depth)	85.1/25.8 mm	115.5/32.9 mm
Capacity*/Period of use*	100 l/max. 6 months	250 l/max. 6 months
Water input temperature	4 - 30 °C	
Position in tank	horizontal and vertical	

* The capacities given have been tested and calculated on the basis of normal application and machine conditions. Due to external influences (e.g. varying water quality, usage and/or machine type) deviations from these results can occur.



AquaAroma

Cartridge for use in coffee machines with Tank Fill system (gravity operation).

AquaAroma filter cartridges are suitable for use directly in the water tank in a specially designed or retrofitted tank system, and for mobile coffee machines with an integrated water tank.





AquaAroma	
Technology	Decarbonisation
Cartridge cup diameter	89.6 mm
Height cartridge cup	36.2 mm
Water intake temperature	4 - 30 °C

Typical capacity - taking account of the local carbonate hardness			
Carbonate hardness (°dH)	Capacity in litres *	Cups 130 ml	Cups 150 ml
6	242	1,860	1,610
8	181	1,390	1,210
10	145	1,120	970
12	120	930	810
14	103	800	690
16	90	700	600
18	81	620	540

* The capacities given are standard values that can vary depending on the composition of the feed water. We would be happy to provide individual recommendations.

AquaAroma Crema

Cartridges for use in coffee machines with an integrated water tank (suction operation).

In the AquaAroma Crema filter cartridges, the water is sucked through the cartridge. To fix the cartridge in the tank, no additional brackets are required. Various adapter solutions for retrofitting as well as a bracket for the cartridge in coffee machines are available.





AquaAroma Crema

Technology	Decarbonisation
Cartridge cup dimensions (W/D/H)	42.8/106.9/60.8 mm
Water intake temperature	4 - 30 °C

Typical capacity - taking account of the local carbonate hardness

Aroma ring setting	Capacity* in litres	Cups 35 ml	Cups 150 ml
Level A	220	6,300	1,470
Level B	150	4,300	1,000
Level C	80	2,300	540

* The capacities given are standard values that can vary depending on the composition of the feed water. We would be happy to provide individual recommendations.



Remote display

With the remote display, the customer can see all operating parameters at any time and has more flexibility in the location of the system.

The remote display set increases the convenience of operation and ensures a better overview of the water filtration. Once mounted and connected to the filter system head, the remote unit remains on the wall with the display attached and offers clarity about consumption, settings and replacement dates.



Remote display	
Remote display (L/ W/H)	138/48/103 mm
Cable length PURITY remote display	approx. 2 m
Cable length remote display - machine	max. 10 m
Data interface transmission rate	9,600 Baud
Electrical supply	From display unit battery
Switching current	max. 50 m ADC
Degree of protection remote display (only for wall mounting)	IPX 4
Screw size for cover	Torx T6

The remote display can only be used in connection with a filter that is equipped with measurement and display electronics.



FlowMeter

With the FlowMeter, consumption data and replacement dates can be displayed conveniently at eye level.

The FlowMeter increases the convenience of operation and ensures a better overview of the water filtration. Once installed, the device remains on the filter head and provides clarity about consumption and replacement dates.



FlowMeter 10 - 100

Display unit (L/W/H) 62/62/22 mm	Sensor (L/W/H) 80/50/26 mm
Flow range	10 - 100 l/h
Flow deviation	± max. 5%
Operating pressure	max. 8.6 bar
Pressure loss with flow of 100 l/h	< 0.3 bar
Water intake temperature	4 - 30 °C
Ambient temperature operation/storage/transport	-
Battery	CR2032
Degree of protection display unit (only for wall mounting)	IPX 4
Degree of protection Sensor	IPX 8
Cable length	max. 1.5 m
Inlet connection	G 3/8" Union nut
Outlet connection	G 3/8"



FlowMeter 100 - 700

Display unit (L/W/H) 62/62/22 mm	Sensor (L/W/H) 97/50/33 mm
Flow range	100 - 700 l/h
Flow deviation	± max. 5%
Operating pressure	max. 8.6 bar
Pressure loss with flow of 700l/h	< 1.1 bar
Water intake temperature	4 - 30 °C
Ambient temperature operation/storage/transport	0 - 60 °C
Battery	CR2032
Degree of protection display unit (only for wall mounting)	IPX 4
Degree of protection Sensor	IPX 8
Cable length	max. 1.5 m
Inlet connection	G 3/4" with O-ring seal
Outlet connection	G 3/4" Union nut

Bypass and capacity tables

PURITY C50 Quell ST filter heads PURITY C 0-70% with variable bypass

Coffee/espresso machines and vending machines

Carbonate hardness in °dH	Recommended bypass setting in %	PURITY C50 Quell ST			
		Capacity in litres	Cup 130 ml	Cup 150 ml	Cup 180 ml
4	70	1,900	14,615	12,667	10,556
5	70	1,900	14,615	12,667	10,556
6	70	1,900	14,615	12,667	10,556
7	60	1,821	14,011	12,143	10,119
8	50	1,425	10,962	9,500	7,917
9	50	1,267	9,744	8,444	7,037
10	40	960	7,385	6,400	5,333
11	40	873	6,713	5,818	4,848
12	30	693	5,330	4,619	3,849
13	30	640	4,920	4,264	3,553
14	30	594	4,568	3,959	3,299
15	30	554	4,264	3,695	3,079
16	30	520	3,997	3,464	2,887
17	30	489	3,762	3,261	2,717
18	30	462	3,553	3,079	2,566
19	20	387	2,976	2,579	2,149
20	20	368	2,827	2,450	2,042
21	20	350	2,692	2,333	1,944
22	20	334	2,570	2,227	1,856
23	20	320	2,458	2,130	1,775
24	20	306	2,356	2,042	1,701
25	20	294	2,262	1,960	1,633
26	20	283	2,175	1,885	1,571
27	20	272	2,094	1,815	1,512
28	20	263	2,019	1,750	1,458
29	20	253	1,950	1,690	1,408
30	20	245	1,885	1,633	1,361
31	20	237	1,824	1,581	1,317
32	20	230	1,767	1,531	1,276
33	20	223	1,713	1,485	1,237
34	20	216	1,663	1,441	1,201
35	20	210	1,615	1,400	1,167

The capacities given have been tested and calculated on the basis of normal application and machine conditions. Due to external influences (e.g. variations in raw water quality and/or machine type), deviations from these results can occur.



PURITY C150 Quell ST filter heads PURITY C 0 - 70 % with variable bypass

Coffee/espresso machines and vending machines

Carbonate hardness in °dH	Recommended bypass setting in %	PURITY C150 Quell ST			
		Capacity in litres	Cup 130 ml	Cup 150 ml	Cup 180 ml
4	70	4,766	36,660	31,772	26,477
5	70	4,766	36,660	31,772	26,477
6	70	4,766	36,660	31,772	26,477
7	60	4,569	35,144	30,458	25,382
8	50	3,574	27,495	23,829	19,858
9	50	3,177	24,440	21,181	17,651
10	40	2,408	18,523	16,053	13,378
11	40	2,189	16,839	14,594	12,162
12	30	1,738	13,369	11,586	9,655
13	30	1,604	12,340	10,695	8,912
14	30	1,490	11,459	9,931	8,276
15	30	1,390	10,695	9,269	7,724
16	30	1,303	10,026	8,690	7,241
17	30	1,227	9,437	8,178	6,815
18	30	1,159	8,912	7,724	6,437
19	20	970	7,464	6,469	5,391
20	20	922	7,091	6,145	5,121
21	20	878	6,753	5,853	4,877
22	20	838	6,446	5,587	4,656
23	20	802	6,166	5,344	4,453
24	20	768	5,909	5,121	4,268
25	20	737	5,673	4,916	4,097
26	20	709	5,455	4,727	3,939
27	20	683	5,252	4,552	3,793
28	20	658	5,065	4,390	3,658
29	20	636	4,890	4,238	3,532
30	20	615	4,727	4,097	3,414
31	20	595	4,575	3,965	3,304
32	20	576	4,432	3,841	3,201
33	20	559	4,297	3,724	3,104
34	20	542	4,171	3,615	3,012
35	20	527	4,052	3,512	2,926



PURITY C300 Quell ST filter heads PURITY C 0–70% with variable bypass

Coffee/espresso machines and vending machines

Carbonate hardness in °dH	Recommended bypass setting in %	PURITY C300 Quell ST			
		Capacity in litres	Cup 130 ml	Cup 150 ml	Cup 180 ml
4	70	7,917	60,897	52,778	43,981
5	70	7,917	60,897	52,778	43,981
6	70	7,917	60,897	52,778	43,981
7	60	7,589	58,379	50,595	42,163
8	50	5,938	45,673	39,583	32,986
9	50	5,278	40,598	35,185	29,321
10	40	4,000	30,769	26,667	22,222
11	40	3,636	27,972	24,242	20,202
12	30	2,887	22,207	19,246	16,038
13	30	2,665	20,499	17,766	14,805
14	30	2,474	19,035	16,497	13,747
15	30	2,310	17,766	15,397	12,831
16	30	2,165	16,655	14,435	12,029
17	30	2,038	15,676	13,585	11,321
18	30	1,925	14,805	12,831	10,692
19	20	1,612	12,399	10,746	8,955
20	20	1,531	11,779	10,208	8,507
21	20	1,458	11,218	9,722	8,102
22	20	1,392	10,708	9,280	7,734
23	20	1,332	10,242	8,877	7,397
24	20	1,276	9,816	8,507	7,089
25	20	1,225	9,423	8,167	6,806
26	20	1,178	9,061	7,853	6,544
27	20	1,134	8,725	7,562	6,301
28	20	1,094	8,413	7,292	6,076
29	20	1,056	8,123	7,040	5,867
30	20	1,021	7,853	6,806	5,671
31	20	988	7,599	6,586	5,488
32	20	957	7,362	6,380	5,317
33	20	928	7,139	6,187	5,156
34	20	901	6,929	6,005	5,004
35	20	875	6,731	5,833	4,861

The capacities given have been tested and calculated on the basis of normal application and machine conditions. Due to external influences (e.g. variations in raw water quality and/or machine type), deviations from these results can occur.



PURITY C500 Quell ST filter heads PURITY C 0–70% with variable bypass

Coffee/espresso machines and vending machines

Carbonate hardness in °dH	Recommended bypass setting in %	PURITY C500 Quell ST			
		Capacity in litres	Cup 130 ml	Cup 150 ml	Cup 180 ml
4	70	13,458	103,526	89,722	74,769
5	70	13,458	103,526	89,722	74,769
6	70	13,458	103,526	89,722	74,769
7	60	12,902	99,245	86,012	71,677
8	50	10,094	77,644	67,292	56,076
9	50	8,972	69,017	59,815	49,846
10	40	6,800	52,308	45,333	37,778
11	40	6,182	47,552	41,212	34,343
12	30	4,908	37,752	32,718	27,265
13	30	4,530	34,848	30,201	25,168
14	30	4,207	32,359	28,044	23,370
15	30	3,926	30,201	26,175	21,812
16	30	3,681	28,314	24,539	20,449
17	30	3,464	26,648	23,095	19,246
18	30	3,272	25,168	21,812	18,177
19	20	2,740	21,078	18,268	15,223
20	20	2,603	20,024	17,354	14,462
21	20	2,479	19,071	16,528	13,773
22	20	2,366	18,204	15,777	13,147
23	20	2,264	17,412	15,091	12,575
24	20	2,169	16,687	14,462	12,052
25	20	2,083	16,019	13,883	11,569
26	20	2,002	15,403	13,349	11,124
27	20	1,928	14,833	12,855	10,712
28	20	1,859	14,303	12,396	10,330
29	20	1,795	13,810	11,968	9,974
30	20	1,735	13,349	11,569	9,641
31	20	1,679	12,919	11,196	9,330
32	20	1,627	12,515	10,846	9,039
33	20	1,578	12,136	10,518	8,765
34	20	1,531	11,779	10,208	8,507
35	20	1,488	11,442	9,917	8,264



PURITY C1100 Quell ST filter heads PURITY C 0-70% with variable bypass

Coffee/espresso machines and vending machines

Carbonate hardness in °dH	Recommended bypass setting in %	PURITY C1100 Quell ST			
		Capacity in litres	Cup 130 ml	Cup 150 ml	Cup 180 ml
4	70	22,760	175,080	151,736	126,447
5	70	22,760	175,080	151,736	126,447
6	70	22,760	175,080	151,736	126,447
7	60	21,819	167,840	145,461	121,218
8	50	17,070	131,310	113,802	94,835
9	50	15,174	116,720	101,157	84,298
10	40	11,500	88,462	76,667	63,889
11	40	10,455	80,420	69,697	58,081
12	30	8,300	63,845	55,332	46,110
13	30	7,661	58,934	51,076	42,563
14	30	7,114	54,724	47,428	39,523
15	30	6,640	51,076	44,266	36,888
16	30	6,225	47,884	41,499	34,583
17	30	5,859	45,067	39,058	32,548
18	30	5,533	42,563	36,888	30,740
19	20	4,634	35,647	30,894	25,745
20	20	4,402	33,864	29,349	24,457
21	20	4,193	32,252	27,951	23,293
22	20	4,002	30,786	26,681	22,234
23	20	3,828	29,447	25,521	21,267
24	20	3,669	28,220	24,457	20,381
25	20	3,522	27,091	23,479	19,566
26	20	3,386	26,049	22,576	18,813
27	20	3,261	25,085	21,740	18,117
28	20	3,145	24,189	20,964	17,470
29	20	3,036	23,355	20,241	16,867
30	20	2,935	22,576	19,566	16,305
31	20	2,840	21,848	18,935	15,779
32	20	2,751	21,165	18,343	15,286
33	20	2,668	20,524	17,787	14,823
34	20	2,590	19,920	17,264	14,387
35	20	2,516	19,351	16,771	13,976

The capacities given have been tested and calculated on the basis of normal application and machine conditions. Due to external influences (e.g. variations in raw water quality and/or machine type), deviations from these results can occur.



PURITY C Quell ST filter heads PURITY C 0 – 70% with variable bypass

Combi steamers/conventional ovens						
Car- bonate hardness in °dH	Recom- mended by- pass setting in %	PURITY C50 Quell ST	PURITY C150 Quell ST	PURITY C300 Quell ST	PURITY C500 Quell ST	PURITY C1100 Quell ST
		Capacity in litres				
4	10	1,100	2,759	4,583	7,792	13,177
5	10	1,100	2,759	4,583	7,792	13,177
6	10	1,100	2,759	4,583	7,792	13,177
7	10	943	2,365	3,929	6,679	11,295
8	10	825	2,069	3,438	5,844	9,883
9	10	733	1,839	3,056	5,194	8,785
10	10	660	1,656	2,750	4,675	7,906
11	10	600	1,505	2,500	4,250	7,188
12	10	550	1,380	2,292	3,896	6,589
13	10	508	1,273	2,115	3,596	6,082
14	10	471	1,183	1,964	3,339	5,647
15	10	440	1,104	1,833	3,117	5,271
16	10	413	1,035	1,719	2,922	4,941
17	10	388	974	1,618	2,750	4,651
18	10	367	920	1,528	2,597	4,392
19	10	347	871	1,447	2,461	4,161
20	10	330	828	1,375	2,338	3,953
21	10	314	788	1,310	2,226	3,765
22	10	300	753	1,250	2,125	3,594
23	10	287	720	1,196	2,033	3,438
24	10	275	690	1,146	1,948	3,294
25	10	264	662	1,100	1,870	3,163
26	10	254	637	1,058	1,798	3,041
27	10	244	613	1,019	1,731	2,928
28	10	236	591	982	1,670	2,824
29	10	228	571	948	1,612	2,726
30	10	220	552	917	1,558	2,635
31	10	213	534	887	1,508	2,550
32	10	206	517	859	1,461	2,471
33	10	200	502	833	1,417	2,396
34	10	194	487	809	1,375	2,325
35	10	189	473	786	1,336	2,259



PURITY C Quell ST filter heads PURITY C with fixed bypass 0%

Combi steamers/conventional ovens

Carbonate hardness in °dH	PURITY C50 Quell ST	PURITY C150 Quell ST	PURITY C300 Quell ST	PURITY C500 Quell ST	PURITY C1100 Quell ST
	Capacity in litres				
4	1,000	2,508	4,167	7,083	11,979
5	1,000	2,508	4,167	7,083	11,979
6	1,000	2,508	4,167	7,083	11,979
7	857	2,150	3,571	6,071	10,268
8	750	1,881	3,125	5,313	8,984
9	667	1,672	2,778	4,722	7,986
10	600	1,505	2,500	4,250	7,188
11	545	1,368	2,273	3,864	6,534
12	500	1,254	2,083	3,542	5,990
13	462	1,158	1,923	3,269	5,529
14	429	1,075	1,786	3,036	5,134
15	400	1,003	1,667	2,833	4,792
16	375	941	1,563	2,656	4,492
17	353	885	1,471	2,500	4,228
18	333	836	1,389	2,361	3,993
19	316	792	1,316	2,237	3,783
20	300	753	1,250	2,125	3,594
21	286	717	1,190	2,024	3,423
22	273	684	1,136	1,932	3,267
23	261	654	1,087	1,848	3,125
24	250	627	1,042	1,771	2,995
25	240	602	1,000	1,700	2,875
26	231	579	962	1,635	2,764
27	222	557	926	1,574	2,662
28	214	538	893	1,518	2,567
29	207	519	862	1,466	2,478
30	200	502	833	1,417	2,396
31	194	485	806	1,371	2,319
32	188	470	781	1,328	2,246
33	182	456	758	1,288	2,178
34	176	443	735	1,250	2,114
35	171	430	714	1,214	2,054

The capacities given have been tested and calculated on the basis of normal application and machine conditions. Due to external influences (e.g. variations in raw water quality and/or machine type), deviations from these results can occur.



PURITY C Quell ST filter heads PURITY C with fixed bypass 30%

Coffee/espresso machines and vending machines

Carbonate hardness in °dH	PURITY C50 Quell ST	PURITY C150 Quell ST	PURITY C300 Quell ST	PURITY C500 Quell ST	PURITY C1100 Quell ST
	Capacity in litres				
4	1,386	3,476	5,774	9,815	16,600
5	1,386	3,476	5,774	9,815	16,600
6	1,386	3,476	5,774	9,815	16,600
7	1,188	2,979	4,949	8,413	14,228
8	1,039	2,607	4,330	7,362	12,450
9	924	2,317	3,849	6,544	11,066
10	831	2,086	3,464	5,889	9,960
11	756	1,896	3,149	5,354	9,054
12	693	1,738	2,887	4,908	8,300
13	640	1,604	2,665	4,530	7,661
14	594	1,490	2,474	4,207	7,114
15	554	1,390	2,310	3,926	6,640
16	520	1,303	2,165	3,681	6,225
17	489	1,227	2,038	3,464	5,859
18	462	1,159	1,925	3,272	5,533
19	438	1,098	1,823	3,100	5,242
20	416	1,043	1,732	2,945	4,980
21	396	993	1,650	2,804	4,743
22	378	948	1,575	2,677	4,527
23	361	907	1,506	2,561	4,330
24	346	869	1,443	2,454	4,150
25	333	834	1,386	2,356	3,984
26	320	802	1,332	2,265	3,831
27	308	772	1,283	2,181	3,689
28	297	745	1,237	2,103	3,557
29	287	719	1,195	2,031	3,434
30	277	695	1,155	1,963	3,320
31	268	673	1,118	1,900	3,213
32	260	652	1,083	1,840	3,112
33	252	632	1,050	1,785	3,018
34	245	613	1,019	1,732	2,929
35	238	596	990	1,683	2,846



PURITY C Finest

Coffee/espresso machines

Total hardness in °dH	Recommended bypass setting in %	C150	C300	C500	C1100
		Capacity in litres			
4	0	1,833	3,000	5,690	10,000
5	0	1,833	3,000	5,690	10,000
6	0	1,833	3,000	5,690	10,000
7	0	1,571	2,571	4,877	8,571
8	0	1,375	2,250	4,268	7,500
9	0	1,222	2,000	3,793	6,667
10	0	1,100	1,800	3,414	6,000
11	0	1,000	1,636	3,104	5,455
12	0	917	1,500	2,845	5,000
13	0	846	1,385	2,626	4,615
14	0	786	1,286	2,439	4,286
15	0	733	1,200	2,276	4,000
16	0	688	1,125	2,134	3,750
17	0	647	1,059	2,008	3,529
18	0	611	1,000	1,897	3,333
19	0	579	947	1,797	3,158
20	0	550	900	1,707	3,000
21	0	524	857	1,626	2,857
22	0	500	818	1,552	2,727
23	0	478	783	1,484	2,609
24	0	458	750	1,423	2,500
25	0	440	720	1,366	2,400
26	0	423	692	1,313	2,308
27	0	407	667	1,264	2,222
28	0	393	643	1,219	2,143
29	0	379	621	1,177	2,069
30	0	367	600	1,138	2,000
31	0	355	581	1,101	1,935
32	0	344	563	1,067	1,875
33	0	333	545	1,035	1,818
34	0	324	529	1,004	1,765
35	0	314	514	975	1,714

The capacities given have been tested and calculated on the basis of normal application and machine conditions. Due to external influences (e.g. variations in raw water quality and/or machine type), deviations from these results can occur.



PURITY C Steam

Combi steamers/conventional ovens						
Carbonate hardness in °dH	C500			C1100		
	Capacity in litres					
	Bypass position					
	0	1/2	3	0	1/2	3
4	7,083	7,792	8,677	11,980	13,178	14,676
5	7,083	7,792	8,677	11,980	13,178	14,676
6	7,083	7,792	8,677	11,980	13,178	14,496
7	6,071	6,679	7,438	10,269	11,295	12,425
8	5,313	5,844	6,508	8,985	9,884	10,872
9	4,722	5,194	5,785	7,987	8,785	9,664
10	4,250	4,675	5,206	7,188	7,907	8,697
11	3,864	4,250	4,733	6,535	7,188	7,907
12	3,542	3,896	4,339	5,990	6,589	7,248
13	3,269	3,596	4,005	5,529	6,082	6,690
14	3,036	3,339	3,719	5,134	5,648	6,212
15	2,833	3,117	3,471	4,792	5,271	5,798
16	2,656	2,922	3,254	4,493	4,942	5,436
17	2,500	2,750	3,063	4,228	4,651	5,116
18	2,361	2,597	2,892	3,993	4,393	4,832
19	2,237	2,461	2,740	3,783	4,161	4,578
20	2,125	2,338	2,603	3,594	3,953	4,349
21	2,024	2,226	2,479	3,423	3,765	4,142
22	1,932	2,125	2,366	3,267	3,594	3,953
23	1,848	2,033	2,264	3,125	3,438	3,782
24	1,771	1,948	2,169	2,995	3,295	3,624
25	1,700	1,870	2,083	2,875	3,163	3,479
26	1,635	1,798	2,002	2,765	3,041	3,345
27	1,574	1,731	1,928	2,662	2,928	3,221
28	1,518	1,670	1,859	2,567	2,824	3,106
29	1,466	1,612	1,795	2,479	2,726	2,999
30	1,417	1,558	1,735	2,396	2,636	2,899
31	1,371	1,508	1,679	2,319	2,551	2,806
32	1,328	1,461	1,627	2,246	2,471	2,718
33	1,288	1,417	1,578	2,178	2,396	2,636
34	1,250	1,375	1,531	2,114	2,326	2,558
35	1,214	1,336	1,488	2,054	2,259	2,485

The following recommendations for by-pass settings apply by default:

Position 0: All devices in areas with an extremely high water hardness level ($\text{CH} \geq 22^\circ\text{dH}$)

Position 1: Combi ovens and conventional ovens with direct injection system

Position 2: Combi ovens and conventional ovens with boiler system

Position 3: All devices in soft water areas ($\text{CH} \leq 7^\circ\text{dH}$)



PURITY Quell ST

Coffee/espresso machines and vending machines

Carbonate hardness in °dH	Recommended bypass setting in %	PURITY 450 Quell ST	PURITY 600 Quell ST	PURITY 1200 Quell ST
		Capacity in litres		
4	50	8,250	14,100	25,800
5	50	8,250	14,100	25,800
6	50	8,250	14,100	25,800
7	50	7,071	12,086	22,114
8	50	6,188	10,575	19,350
9	50	5,500	9,400	17,200
10	40	4,217	7,207	13,187
11	40	3,883	6,552	11,988
12	30	3,077	5,260	9,624
13	30	2,841	4,855	8,884
14	30	2,638	4,508	8,249
15	30	2,462	4,208	7,699
16	30	2,308	3,945	7,218
17	30	2,172	3,713	6,793
18	30	2,052	3,506	6,416
19	30	1,944	3,322	6,078
20	20	1,650	2,820	5,160
21	20	1,571	2,686	4,914
22	20	1,500	2,564	4,691
23	20	1,435	2,452	4,487
24	20	1,375	2,350	4,300
25	20	1,320	2,256	4,128
28	20	1,179	2,014	3,686
31	20	1,065	1,819	3,329
35	20	943	1,611	2,949

The capacities given have been tested and calculated on the basis of normal application and machine conditions. Due to external influences (e.g. variations in raw water quality and/or machine type), deviations from these results can occur.



PURITY Finest

Coffee/espresso machines

Total hardness in °dH	Recommended bypass setting in %	PURITY 600 Finest	PURITY 1200 Finest
		Capacity in litres	
4	0	7,333	13,583
5	0	7,333	13,583
6	0	7,333	13,583
7	0	6,286	11,643
8	0	5,500	10,188
9	0	4,889	9,056
10	0	4,400	8,150
11	0	4,000	7,409
12	0	3,667	6,792
13	0	3,385	6,269
14	0	3,143	5,821
15	0	2,933	5,433
16	0	2,750	5,094
17	0	2,588	4,794
18	0	2,444	4,528
19	0	2,316	4,289
20	0	2,200	4,075
21	0	2,095	3,881
22	0	2,000	3,705
23	0	1,913	3,543
24	0	1,833	3,396
25	0	1,760	3,260
26	0	1,692	3,135
27	0	1,630	3,019
28	0	1,571	2,911
29	0	1,517	2,810
30	0	1,467	2,717
31	0	1,419	2,629
32	0	1,375	2,547
33	0	1,333	2,470
34	0	1,294	2,397
35	0	1,257	2,329



PURITY Steam

Combi steamers/conventional ovens									
Carbonate hardness in °dH	PURITY 450 Steam			PURITY 600 Steam			PURITY 1200 Steam		
	Capacity in litres								
	Bypass position								
	0	1/2	3	0	1/2	3	0	1/2	3
4	5,633	6,134	6,760	8,833	9,619	10,600	16,530	17,999	19,836
5	5,633	6,134	6,760	8,833	9,619	10,600	16,530	17,999	19,836
6	5,633	6,134	6,760	8,833	9,619	10,600	16,530	17,999	19,836
7	4,829	5,258	5,794	7,571	8,244	9,086	14,169	15,428	17,002
8	4,225	4,601	5,070	6,625	7,214	7,950	12,398	13,500	14,877
9	3,756	4,089	4,507	5,889	6,412	7,067	11,020	12,000	13,224
10	3,380	3,680	4,056	5,300	5,771	6,360	9,918	10,800	11,902
11	3,073	3,346	3,687	4,818	5,246	5,782	9,016	9,818	10,820
12	2,817	3,067	3,380	4,417	4,809	5,300	8,265	9,000	9,918
13	2,600	2,831	3,120	4,077	4,439	4,892	7,629	8,307	9,155
14	2,414	2,629	2,897	3,786	4,122	4,543	7,084	7,714	8,501
15	2,253	2,454	2,704	3,533	3,847	4,240	6,612	7,200	7,934
16	2,113	2,300	2,535	3,313	3,607	3,975	6,199	6,750	7,439
17	1,988	2,165	2,386	3,118	3,395	3,741	5,834	6,353	7,001
18	1,878	2,045	2,253	2,944	3,206	3,533	5,510	6,000	6,612
19	1,779	1,937	2,135	2,789	3,037	3,347	5,220	5,684	6,264
20	1,690	1,840	2,028	2,650	2,886	3,180	4,959	5,400	5,951
21	1,610	1,753	1,931	2,524	2,748	3,029	4,723	5,143	5,667
23	1,470	1,600	1,763	2,304	2,509	2,765	4,312	4,695	5,175
25	1,352	1,472	1,622	2,120	2,308	2,544	3,967	4,320	4,761
28	1,207	1,314	1,449	1,893	2,061	2,271	3,542	3,857	4,251
31	1,090	1,187	1,308	1,710	1,862	2,052	3,199	3,484	3,839
35	966	1,052	1,159	1,514	1,649	1,817	2,834	3,086	3,400

The following recommendations for by-pass settings apply by default:

Position 0: All devices in areas with an extremely high water hardness level ($\text{CH} \geq 22^\circ\text{dH}$)

Position 1: Combi ovens and conventional ovens with direct injection system

Position 2: Combi ovens and conventional ovens with boiler system

Position 3: All devices in soft water areas ($\text{CH} \leq 7^\circ\text{dH}$)

The capacities given have been tested and calculated on the basis of normal application and machine conditions. Due to external influences (e.g. variations in raw water quality and/or machine type), deviations from these results can occur.



PURITY 1200 Clean

Dishwashers		
Carbonate hardness in °dH	PURITY 1200 Clean	
	Bypass setting 0%	Bypass setting 10%
	Capacity in litres	
4	30,000	32,667
5	24,000	26,133
6	20,000	21,778
7	17,143	18,667
8	15,000	16,333
9	13,333	14,519
10	12,000	13,067
11	10,909	11,879
12	10,000	10,889
13	9,231	10,051
14	8,571	9,333
15	8,000	8,711
16	7,500	8,167
17	7,059	7,686
18	6,667	7,259
19	6,316	6,877
20	6,000	6,533
21	5,714	6,222
23	5,217	5,681
25	4,800	5,227
28	4,286	4,667
31	3,871	4,215
35	3,429	3,733



PURITY 1200 Clean Extra

Dishwashers		
Total hardness in °dH	PURITY 1200 Clean Extra	
	Bypass setting 0%	Bypass setting 10%
	Capacity in litres	
4	12,500	13,611
5	10,000	10,889
6	8,333	9,074
7	7,143	7,778
8	6,250	6,806
9	5,556	6,049
10	5,000	5,444
11	4,545	4,949
12	4,167	4,537
13	3,846	4,188
14	3,571	3,889
15	3,333	3,630
16	3,125	3,403
17	2,941	3,203
18	2,778	3,025
19	2,632	2,865
20	2,500	2,722
21	2,381	2,593
23	2,174	2,367
25	2,000	2,178
28	1,786	1,944
31	1,613	1,756
35	1,429	1,556

The capacities given have been tested and calculated on the basis of normal application and machine conditions. Due to external influences (e.g. variations in raw water quality and/or machine type), deviations from these results can occur.

Notes

Certifications

BRITA Professional strives to have all products certified world-wide. As well as the tests required by law, we also voluntarily subject ourselves to quality checks by independent institutions, with the goal of being able to supply you at all times with products that are a guarantee of safety and quality.

KTW

Germany

"Plastic in drinking water/evaluation" ensure that no forbidden substances enter the drinking water.



Great Britain and Northern Ireland
Compliance with British Standard 6920 for materials in contact with drinking water.

ACS conform

France

Requirement for approval for harmlessness of all plastics and seals used/composition check of all materials used against French positive lists.



Italy
Certificate according to EC Regulation 1935 / 2004 for materials in contact with foodstuffs, as well as according to DM 25 / 2012.



Russia and CIS countries
Eurasian Customs Union conformity
Russia/Belarus/Kazakhstan.



National Institute of Hygiene in Poland
certification for products coming into
contact with safe drinking water.



Norway
Declaration of conformity in accordance
with Norwegian production guidelines.



Certificate of compliance according to Regu-
lation 4 of the Water Supply (Water Fittings)
Regulations 1999 in England and Wales, the
Water Supply (Water Fittings) (Scotland)
Byelaws 2014 and the Water Supply (Water
Fittings) Regulations (Northern Ireland) 2009.



Australia
AS/NZS 3497-1998 - Australian standard for
drinking water treatment devices.



World's largest and most trusted provider of
business sustainability ratings.



BRITA Professional Filter Service App

The Filter Service App is your ideal assistant. This unique, comprehensive tool helps determine the right type and size of filter for your precise needs. It provides detailed installation guidance for service engineers, calculates when cartridges will need replacing – and has a wealth of other, innovative capabilities.

Download for free on



Or visit <https://professional.brita.net/app>



For more information please contact:

BRITA Water Filter Systems Ltd.

BRITA House | 9 Granville Way | Bicester | OX26 4JT | United Kingdom
Tel.: +44 844 742-4990 | Fax: +44 186 936-5962
clientservices@brita.co.uk | www.brita.co.uk

BRITA Water Filter Systems Distributors Pty Ltd

Suite 2, Level 9, 123 Epping Road | Macquarie Park, NSW, 2113 | Australia
Tel.: +61 1300 955-021 | NZ: 0800 482-008
professional@brita.com.au | www.brita.com.au

Headquarters: BRITA SE

Heinz-Hankammer-Straße 1 | 65232 Taunusstein | Germany
Tel.: +49 6128 746-0 | Fax: +49 6128 746-5033
info@brita.net | www.brita.net